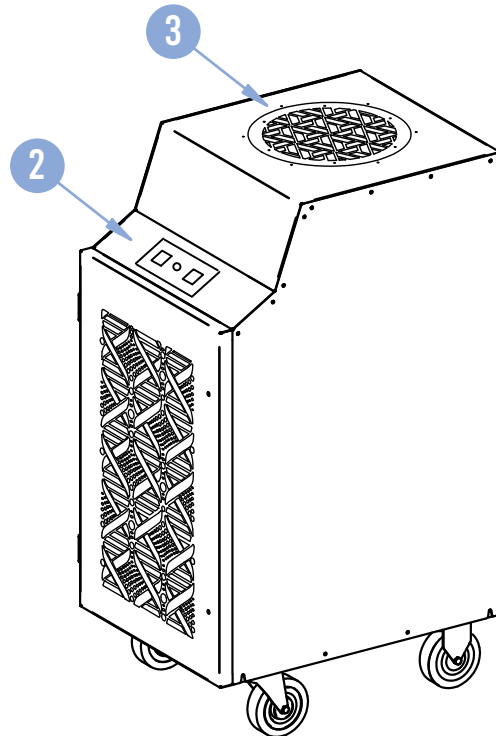
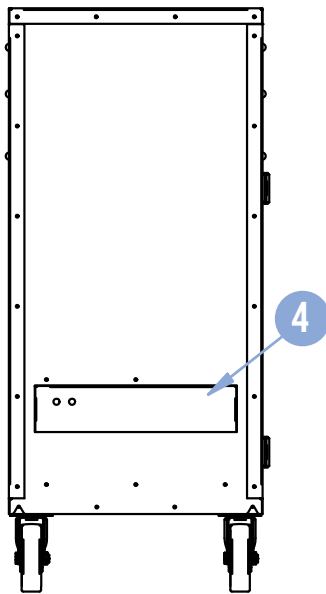
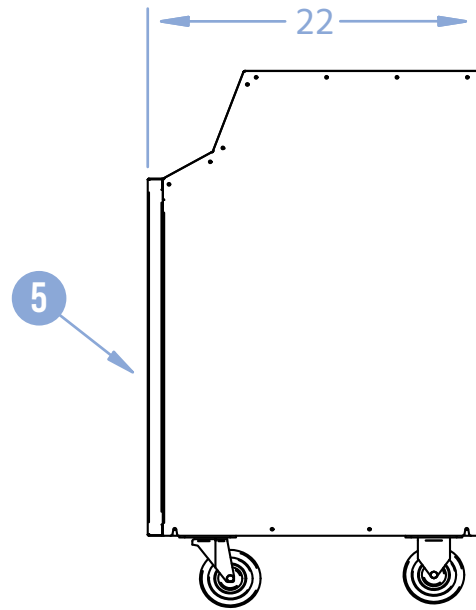
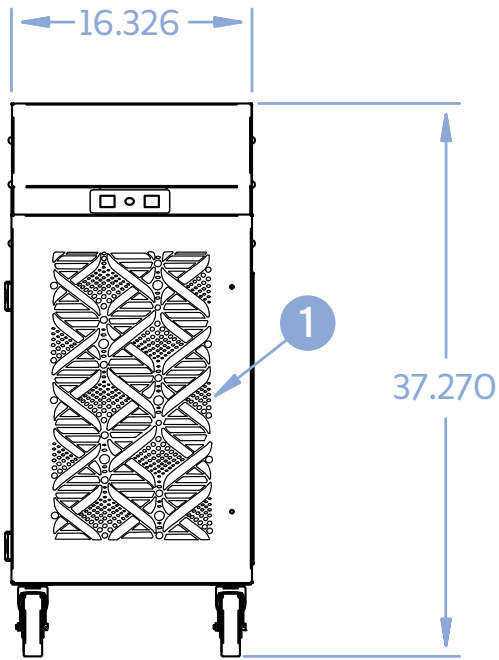





SPECIFICATIONS

KBA1000

DESCRIPTION	
1000 CFM HEPA Filtered Negative Air Machine	
AIR PURIFICATION	
ULPA/HEPA Filter	99.97% @ > .3 Microns
FAN DATA	
Fan Type (Centrifugal)	Direct Drive
Air Flow (CFM)	1000/850 - 2 Speed
Top Discharge Stainless Flange	10 In. / Optional 12 In.
Optional CK-12S-SS Ceiling Kit	Optional 12" Dia. Ceiling Kit
ELECTRICAL DATA	
Power Supply (Volts)	115 V / Single Phase
Current Consumption (Amps)	6.2
Power Consumption (kW)	0.6
Maximum Circuit Breaker (Amps)	20
Recommended Breaker Size	15
Minimum Circuit Ampacity (Amps)	8.17
Min/Max Voltage	105 - 125
Power Cord Gauge / Length in Feet	14 AWG / 6'
Plug Configuration	NEMA 5 - 15
DIMENSIONAL DATA	
Width x Length x Height (inches)	16.5" x 22.25" x 38"
Weight (lbs)	85
Shipping Weight (lbs)	120
Ceiling Kit - CK - 12SS (lbs)	12
Total Shipping Weight w/ Ceiling Kit (lbs)	132
SAFETY DEVICE DATA	
Fan Motor Overload	Automatic Internal
Automatic Restart	Yes



KBA1000

LEGEND

- 1. Room Air Return
- 2. Control Panel
- 3. Filtered Negative Air Supply
- 4. Cord Storage
- 5. Filter Access Door



ETL LISTED CONFORMS TO ANSI/UL1995
CERTIFIED TO CAN/CSA 22.2 NO 235